

**Helping your child with writing, spelling,  
punctuation and grammar.**


# How is writing taught at Grasmere Primary School?



We teach writing using Pie Corbett's Talk for Writing method. It is a powerful programme to teach writing with because it is based on how children learn. It follows the principles of imitation, innovation and independent application.

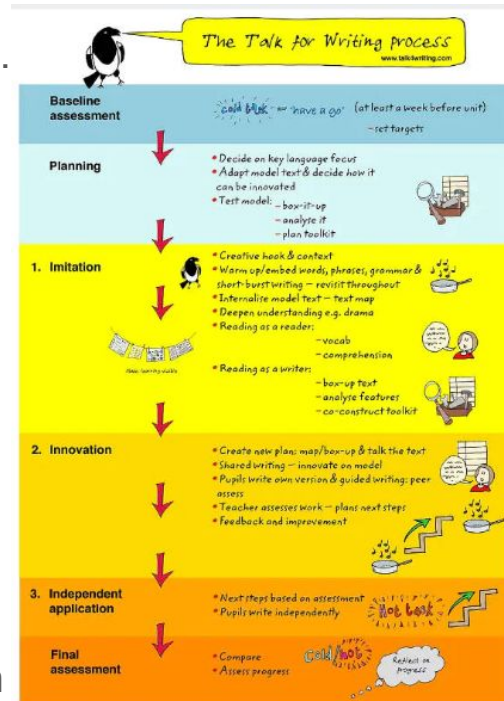


Imitation



Innovation

Across the year, children are introduced to 6 key fiction texts through which explore different forms of poetry and non-fiction writing types.



Each unit/story focuses on a particular genre and has a specific grammatical focus.

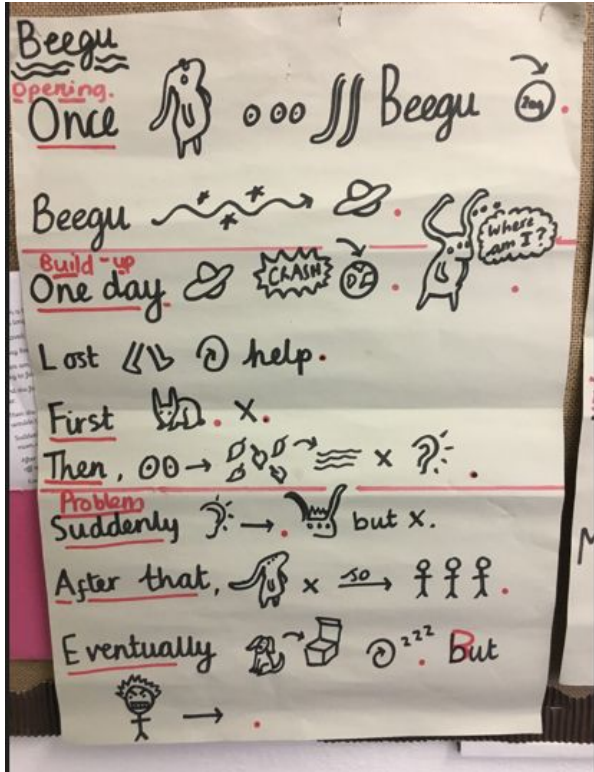
Every story is accompanied by a model text which demonstrates the key skills children will be taught throughout the unit.

Model texts are transformed into story maps which are learned off-by-heart through imitation at the start of the unit. This allows children to internalise writing patterns.

Story maps are sent home as homework for practice and should be available on the class website. A brilliant way that you can help at home is to revisit the model text regularly.

- [How Rosenshine's 10 Principles of Instruction have long been embedded within Talk for Writing](#)
- [Children's Cognitive Development and Learning](#) for notes on the impact of imitation in child development.

# Your turn!



The belief behind Talk4Writing is that if you cannot say it, you cannot write it. You can use this method when supporting your child in their writing at home.

### **How can you help at home?**

- Use as much 'my turn/your turn' as possible, until the sentence is correct and ready to be written.
- Use clapping, finger pinching, dashes to model the number of words and replicate this on the page.
- Use visual cues for familiar punctuation.

we landed on the island hot.



## Spelling at Grasmere

We follow the Read, Writing Inc. spelling programme. This allows for daily practise in the classroom of spelling and grammar in addition to the daily writing lesson.

### Reception - KS1

- **Green** words and **red** words from their story book.
- Tested 3 x per week at the start of a lesson.
- Come home weekly as part of homework.

### Year 2 - Year 6

- **Green** words and **orange** words
- Tested 2 x per week within a SPaG lesson
- Sent home weekly as part of homework.

Spelling and grammar is introduced through RWI and the Extra Practice Zone (EPZ).



**Spelling homework is a non-negotiable.**

Practise green and red/orange words.

Simple Speed Sounds Chart

Simple Speed Sounds Chart

Consonant sounds - stretchy

f	l	m	n	r	s	v	z	sh	th	ng
ff	ll	mm	nn	rr	ss	ve	zz	ti		nk
ph	le	mb	kn	wr	se		s	ci		
			gn		c		se			
					ce					

Consonant sounds - bouncy

b	c	d	g	h	j	p	qu	t	w	x	y	ch
bb	ck	dd	gg	hh	jj	pp	qu	tt	wh			tch
	k		gu		ge			dge				
	ch											

Vowel sounds - bouncy

a	e	i	o	u	ay	ee	igh	ow
---	---	---	---	---	----	----	-----	----

Vowel sounds - stretchy

Vowel sounds - stretchy

oo	oo	ar	or	air	ir	ou	oy
----	----	----	----	-----	----	----	----

Keep a copy of the speed sounds chart relevant for your child's age to hand for spelling correction.

Complex Speed Sounds Chart

Consonant sounds

f	l	m	n	r	s	v	z	sh	th	ng
ff	ll	mm	nn	rr	ss	ve	zz	ti		nk
ph	le	mb	kn	wr	se		s	ci		
			gn		c		se			
					ce					

b	c	d	g	h	j	p	qu	t	w	x	y	ch
bb	ck	dd	gg	hh	jj	pp	qu	tt	wh			tch
	k		gu		ge			dge				
	ch											

Vowel sounds

a	e	i	o	u	ay	ee	igh	ow
	ea				ā-ē	ē-ē	ī-ē	ō-ē
					ai	y	ie	oa
					a	ea	i	o
						e	y	oe

oo	oo	ar	or	air	ir	ou	oy	ire	ear	ure
ū-ē			oor	are	ur	ow	oi			
ue			ore		er					
ew			aw							
			au							



## **Do play games to help your child remember orange/red words.**

These games are particularly good for orange words.

- Mneumonics – would, rhythm
- Say it as it looks – money, people
- Word in a word – busy, learn, small
- Sticky sounds – friend, biscuit

## **Marking/supporting spelling at home within a piece of writing**

- Only flag maximum of 2 spelling errors in a piece of writing.
- Tick it or circle it - when marking spelling together.
- Use dots and dashes to help your child visualise the sounds.
- Keep the speed sounds chart close for support.

# The Extra Practice Zone



## Oxford Owl for School

Teaching resources and expert school improvement support

- Award-winning subscriptions and leadership support
- Professional Development and best practice advice
- Free teaching resources and eBooks

Log in

Join us

About Oxford Owl for School 



## Oxford Owl for Home

Free resources to support learning at home

- Advice and support for parents
- Educational activities and games
- Free eBook library for 3- to 11-year-olds

Enter site

Read Write Inc.

Spelling

## Extra Practice Zone Information Booklet

Your child is learning to spell with *Read Write Inc. Spelling*, a systematic spelling programme for children in Years 2–6 (Primary 3–7).

Your child's school has a subscription to *Read Write Inc. Spelling Online* on Oxford Owl.

This booklet shows you how you can help your child practise and consolidate their spelling by using the Extra Practice Zone.

